
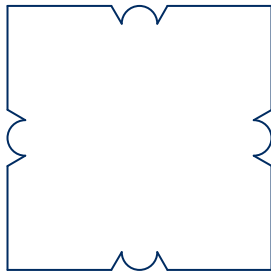



IL 050 118
1 1/8 x 1 1/8



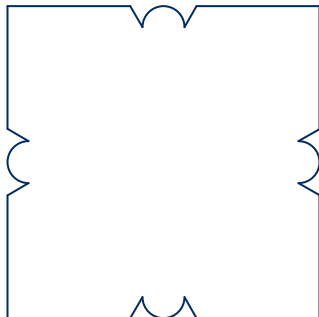
IL 051 118
1 1/8 x 1 1/8



IL 050 138
1 3/8 x 1 3/8



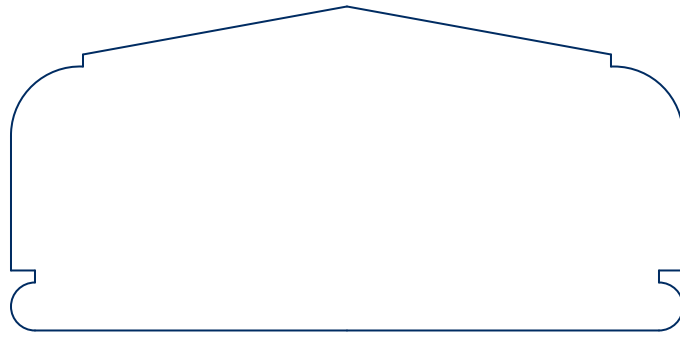
IL 051 138
1 3/8 x 1 3/8



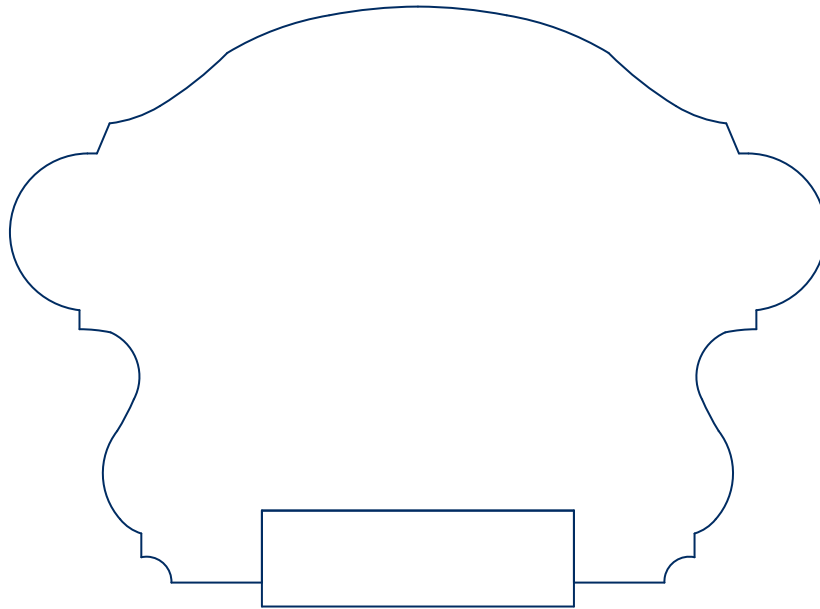
IL 050 158
1 5/8 x 1 5/8



IL 051 158
1 5/8 x 1 5/8

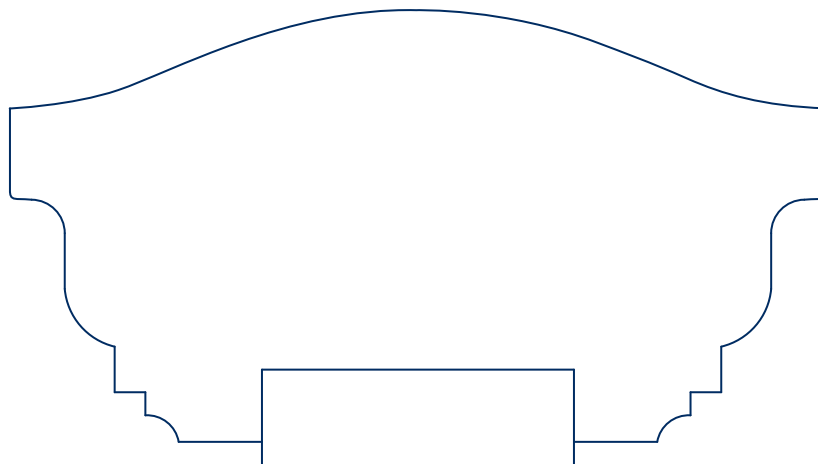


IL 040
1 11/16 x 3 1/2



IL 060
3 x 4 1/4

IL 070
1/2 x 1 5/8



IL 061
2 1/4 x 4 1/4

IL 070
1/2 x 1 5/8

Profiles Shown 1:1

Greenwich, CT
203.531.8050 914.939.2500

Bethel, CT
203.748.5629

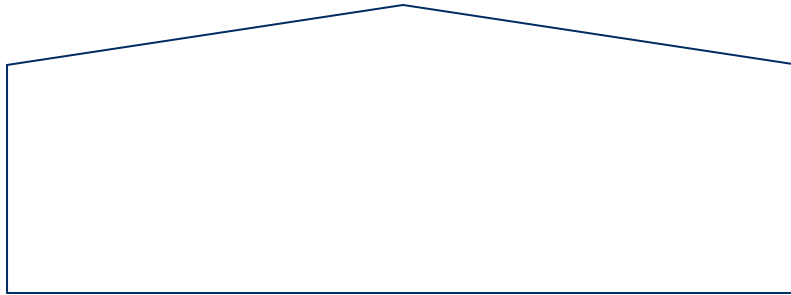
Newtown, CT
203.364.0074

Stamford, CT
203.348.3761

Croton Falls, NY
914.277.3603

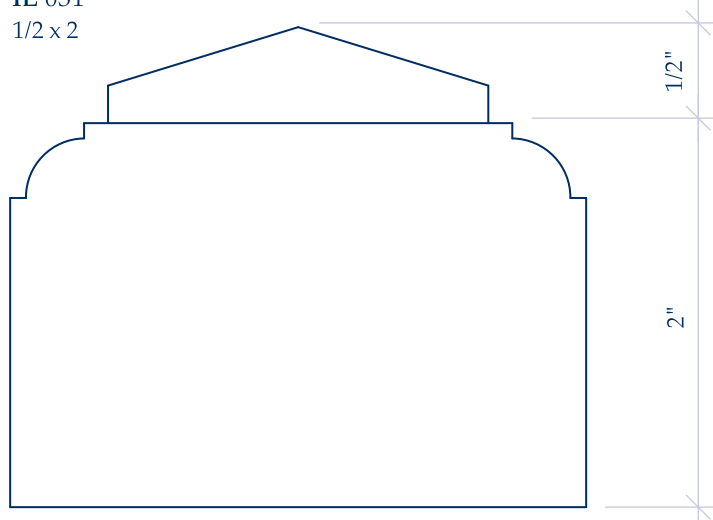
Shrub Oak, NY
914.245.5050



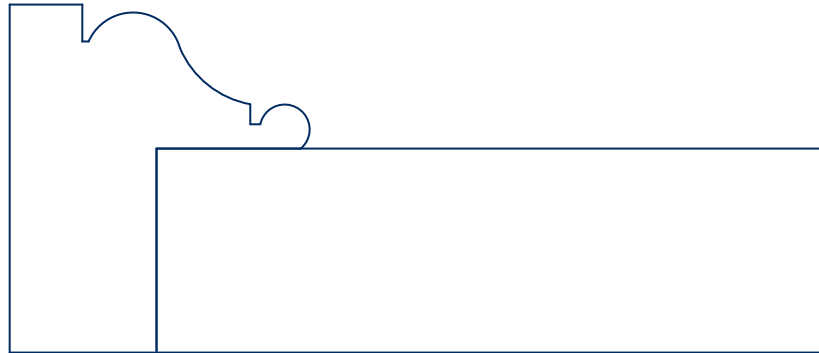


IL 030
1 1/2 x 4 1/8

IL 031
1/2 x 2

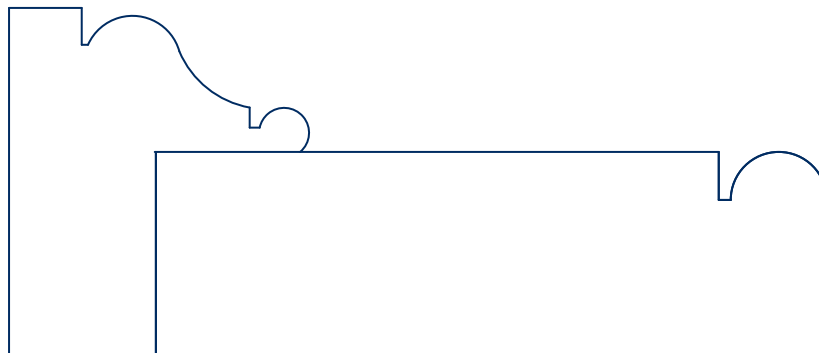


IL 032
2 x 3



IL E02BB
 1 9/16 x 1 13/16
*(same profile as IL02BBE
 from previous catalog)*

IL E0544
 1 1/16 x 3 1/2
*(same profile as IL544E
 from previous catalog)*



IL E02BB
 1 9/16 x 1 13/16
*(same profile as IL02BBE
 from previous catalog)*

IL E0544B
 1 1/16 x 3 1/2
*(same profile as IL544BE
 from previous catalog)*

Profiles Shown 1:1

Greenwich, CT
 203.531.8050 914.939.2500

Bethel, CT
 203.748.5629

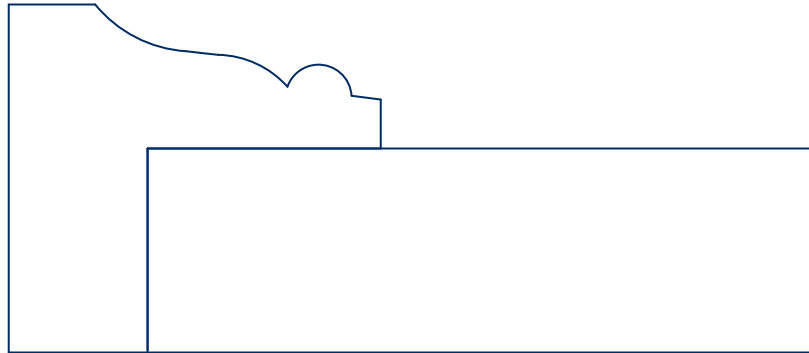
Newtown, CT
 203.364.0074

Stamford, CT
 203.348.3761

Croton Falls, NY
 914.277.3603

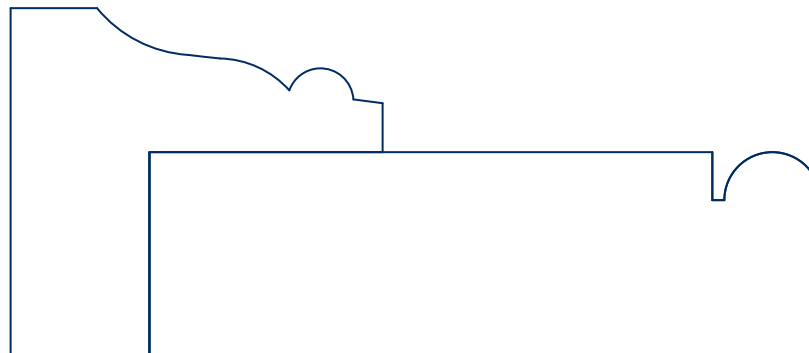
Shrub Oak, NY
 914.245.5050





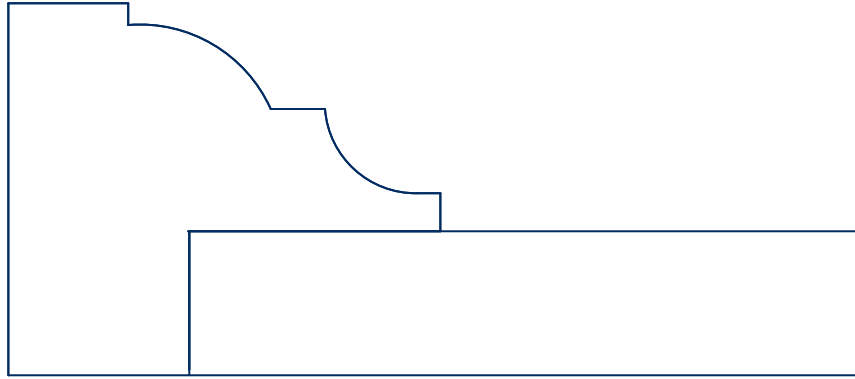
IL E01BB
 1 13/16 x 1 15/16
*(same profile as IL01BBE
 from previous catalog)*

IL E0544
 1 1/16 x 3 1/2
*(same profile as IL544E
 from previous catalog)*



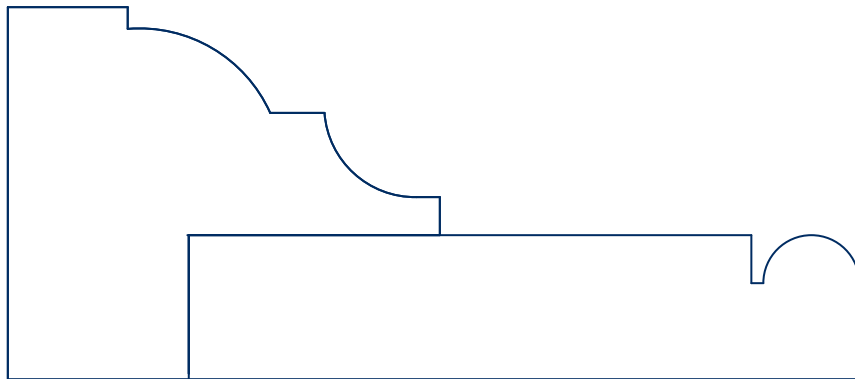
IL E01BB
 1 13/16 x 1 15/16
*(same profile as IL01BBE
 from previous catalog)*

IL E0544B
 1 1/16 x 3 1/2
*(same profile as IL544BE
 from previous catalog)*



IL E03BB
 1 15/16 x 2 1/4
*(same profile as IL03BBE
 from previous catalog)*

IL E0444
 3/4 x 3 1/2
*(same profile as IL444E
 from previous catalog)*



IL E03BB
 1 15/16 x 2 1/4
*(same profile as IL03BBE
 from previous catalog)*

IL E0444B
 3/4 x 3 1/2
*(same profile as IL444BE
 from previous catalog)*

Profiles Shown 1:1

Greenwich, CT
 203.531.8050 914.939.2500

Bethel, CT
 203.748.5629


Newtown, CT
 203.364.0074

Stamford, CT
 203.348.3761

Croton Falls, NY
 914.277.3603

Shrub Oak, NY
 914.245.5050





IL E013BB
1 5/8 x 1 1/4

IL E0544
1 1/16 x 3 1/2
*(same profile as IL544E
from previous catalog)*



IL E013BB
1 5/8 x 1 1/4

IL E0544B
1 1/16 x 3 1/2
*(same profile as IL544BE
from previous catalog)*




IL E010
1/2 x 3/4




IL E011
11/16 x 1



IL E012
3/4 x 1 9/16



IL E09
2 1/8 x 1 15/16



Profiles Shown 1:1

Greenwich, CT
203.531.8050 914.939.2500

Bethel, CT
203.748.5629


Newtown, CT
203.364.0074

Stamford, CT
203.348.3761

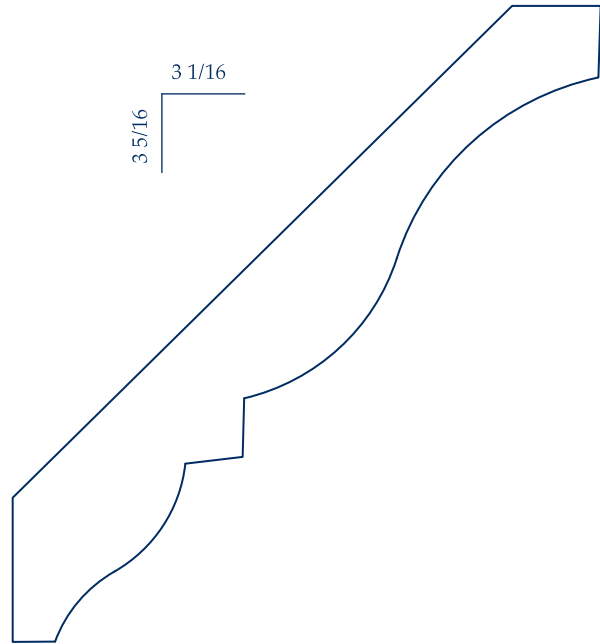
Croton Falls, NY
914.277.3603

Shrub Oak, NY
914.245.5050

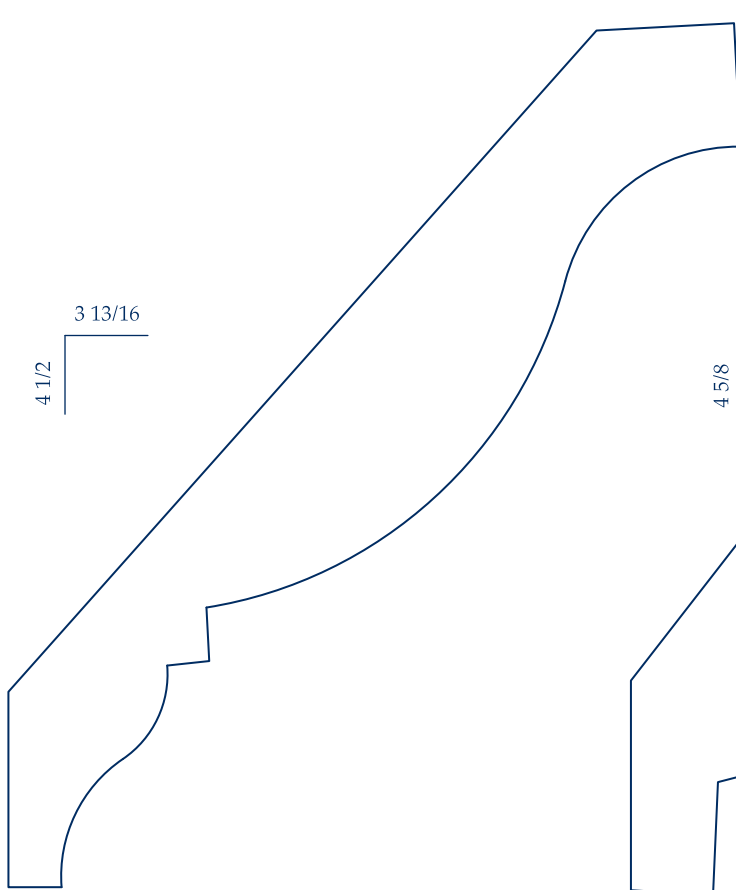




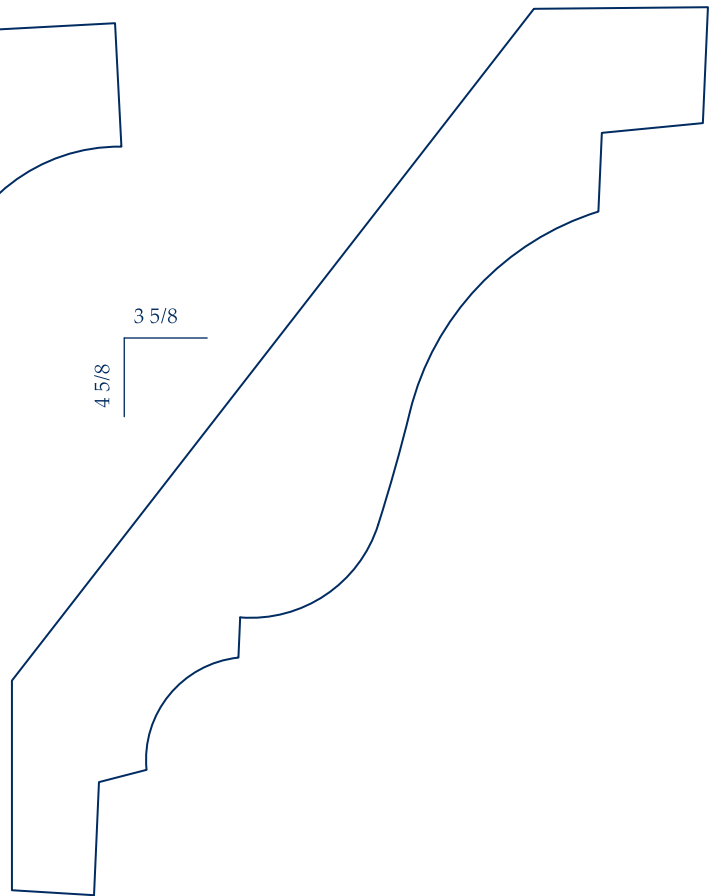
IL E08
1 3/8 x 2 1/4



IL E05
1 1/16 x 4 1/2

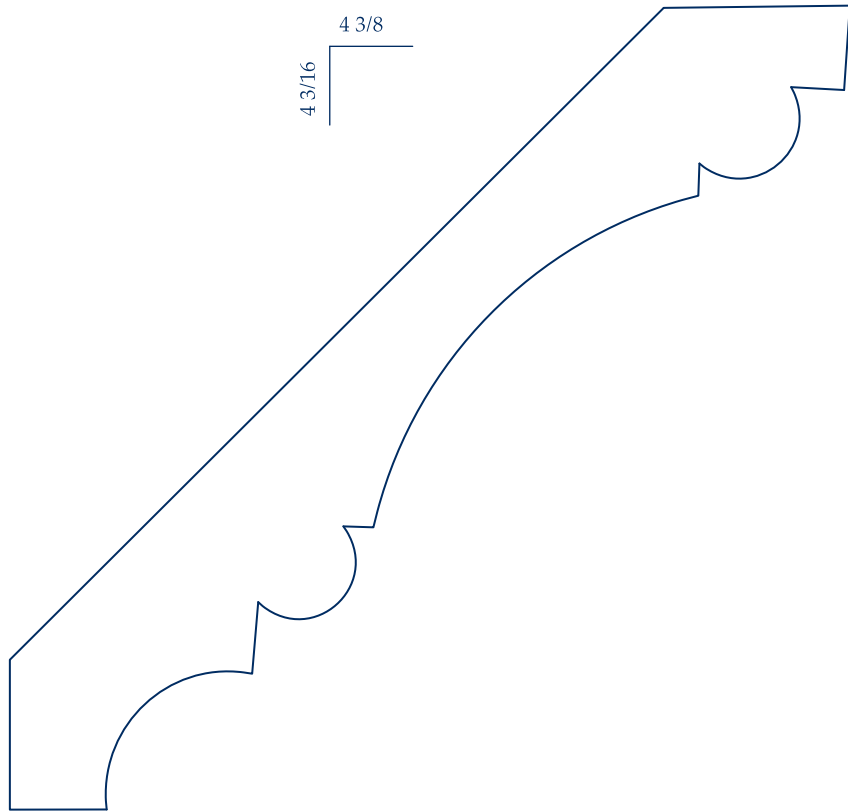


IL E04
1 x 5 7/8

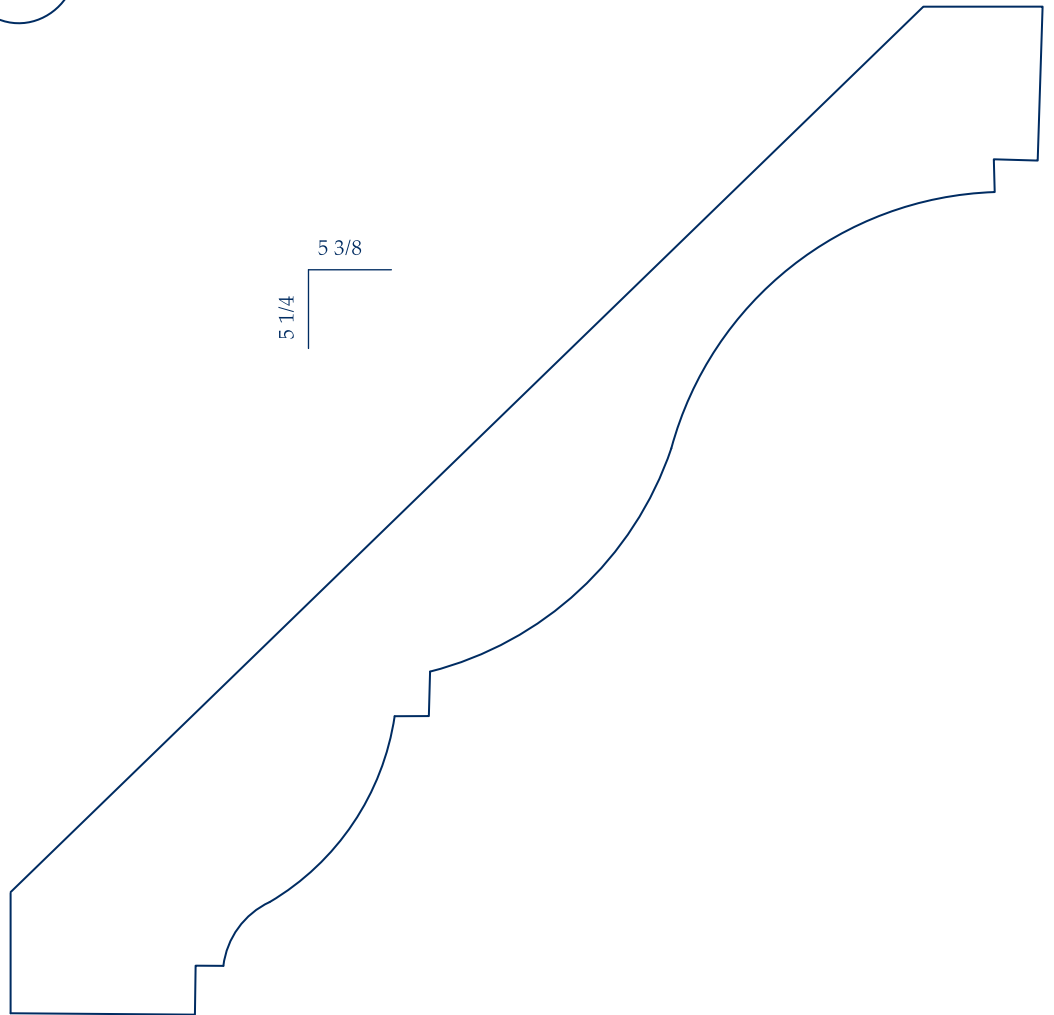


IL E02
1 1/16 x 5 7/8





IL E01
1 x 6 1/16



IL E03
1 1/8 x 7 1/2

Profiles Shown 1:1

Greenwich, CT
203.531.8050 914.939.2500

Bethel, CT
203.748.5629

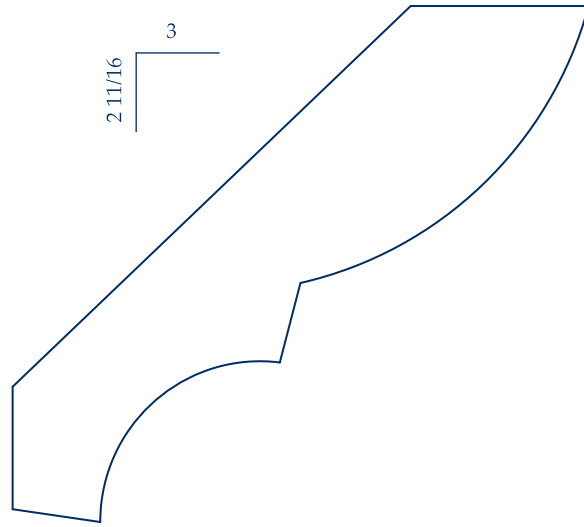
Newtown, CT
203.364.0074

Stamford, CT
203.348.3761

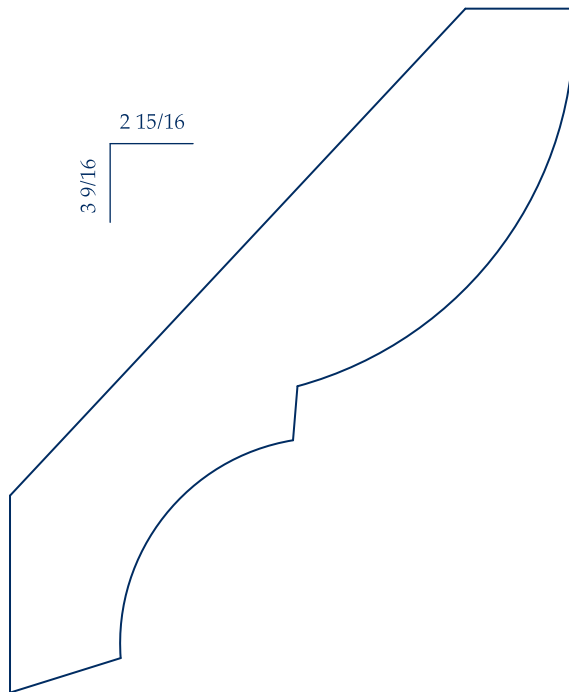
Croton Falls, NY
914.277.3603

Shrub Oak, NY
914.245.5050

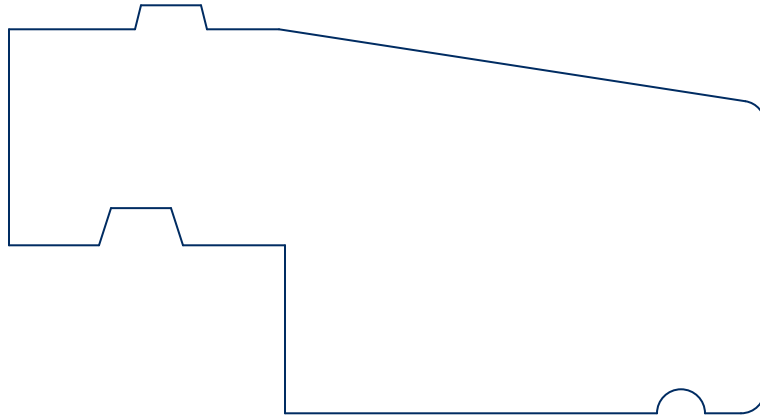




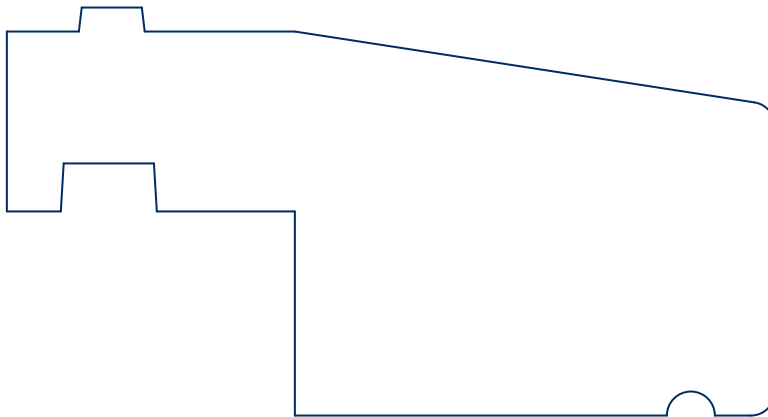
IL E06
15/16 x 4



IL E07
1 x 4 5/8



IL MSSM (made specifically for Marvin™ Double Hung Windows)
2 1/8 x 3 15/16



IL MCS (made specifically for Marvin™ Casement Windows)
2 1/8 x 4

Profiles Shown 1:1

Greenwich, CT
203.531.8050 914.939.2500

Bethel, CT
203.748.5629

Newtown, CT
203.364.0074

Stamford, CT
203.348.3761

Croton Falls, NY
914.277.3603

Shrub Oak, NY
914.245.5050

